

We Are Now Offering X-Ray Guided Pain Therapy Services



**Radiology
Consultants**
ASSOCIATED

110 Mayfair Place, 6707 Elbow Dr. SW, Calgary, AB T2V 0E3

www.radiology.ca

As part of our ongoing commitment to offering state-of-the-art technology and the highest caliber of medical expertise, we are pleased to announce that we have added a new diagnostic imaging service to better assist you and your patients.

We are pleased to announce that a new Phillips Digital Fluoroscopic unit has been installed at our Mayfair Place Clinic. This new unit now allows us to offer pain management under fluoroscopic control.

All pain management injections are covered by Alberta Health Care.

Do your patients suffer from...

Arthritis?

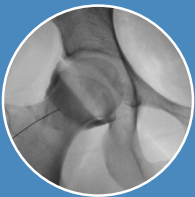
Post-traumatic injuries?

Chronic pain?

Ongoing pain while waiting for joint replacement surgery?

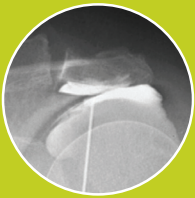
- Our new pain therapy services allow medication to be delivered to an affected body part using real-time digital fluoroscopic X-ray guidance.
- Local anaesthetic and steroid pain medication can be directly injected into joints, lumbar facet joints and bursal areas.
- Dose-wise pulsed radiographic output reduces radiation dose by up to half that of most conventional fluoroscopic units.

Joint Injections



- Any extremity joint can be injected including acromioclavicular, sternoclavicular and symphysis pubis.
- Usually a combination of long-acting local anaesthetic and corticosteroid are directly injected for pain relief of arthritis, post-traumatic injuries and chronic pain.
- Reduction of symptoms usually begins immediately and can last for up to six months.
- Useful for patients waiting for joint-replacement surgery.
- Corticosteroid or Synvisc medication can be directly injected into the affected joints allowing patients to maintain their daily activity until their surgery date.

Bursal Injections



- Effective for performing bursal injections around:
 - Shoulder (sub acromial, sub deltoid)
 - Hip (trochanteric, iliopsoas)
 - Knee (popliteal fossa/Baker's cyst)
- Local anaesthetic and corticosteroid medications are used to reduce bursal inflammation and improve symptoms from bursitis.

Spine Injections



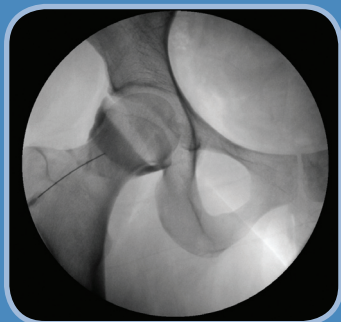
- The delicate, overlapping joints in the spine are a common source of pain.
- Guided facet joint injections are performed to locate and clinically isolate the facet joint in question.
- Allows for the diagnosis of the facet as the primary source of back pain.
- Can be a useful adjunct in the management of both acute and chronic pain.
- Short-term injections involve inserting small volumes of local analgesia and/or steroids.
- Patients could be candidates for a long-term solution to ablate the culprit nerve.

More information...

Pain therapy services continued...

A small volume of contrast is injected to ensure that the needle is correctly positioned prior to the injection of local anaesthetic and corticosteroid.

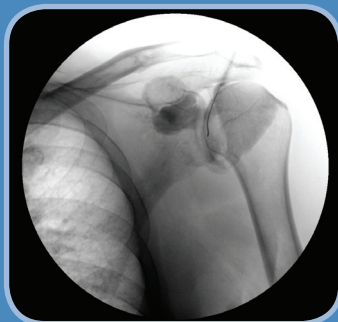
Examples of arthrograms:



Hip



Knee



Shoulder



Wrist

Booking Your Patients & Location

Simply fax your completed requisition form to 403.777.3048.


Our Booking Coordinators will contact your patient directly to schedule an appointment that is most convenient for them.

Our pain therapy services are currently offered Monday through Friday, afternoons only.



**Radiology
Consultants**
ASSOCIATED

110 Mayfair Place
6707 Elbow Dr. SW
Calgary, AB T2V 0E3
Central Booking: 403.777.3000
Toll Free: 1.866.611.2665



www.radiology.ca

Diagnostic MRI & CT Exams.
Without the wait.

- Coronary Calcium Scoring
 - Preventative CT Health Assessments
- 777.4MRI (4674) • 1.866.777.7570
Calgary • www.mayfairdiagnostics.com
(MRI and CT provided on a fee-for-service basis)



MAYFAIR™
DIAGNOSTICS