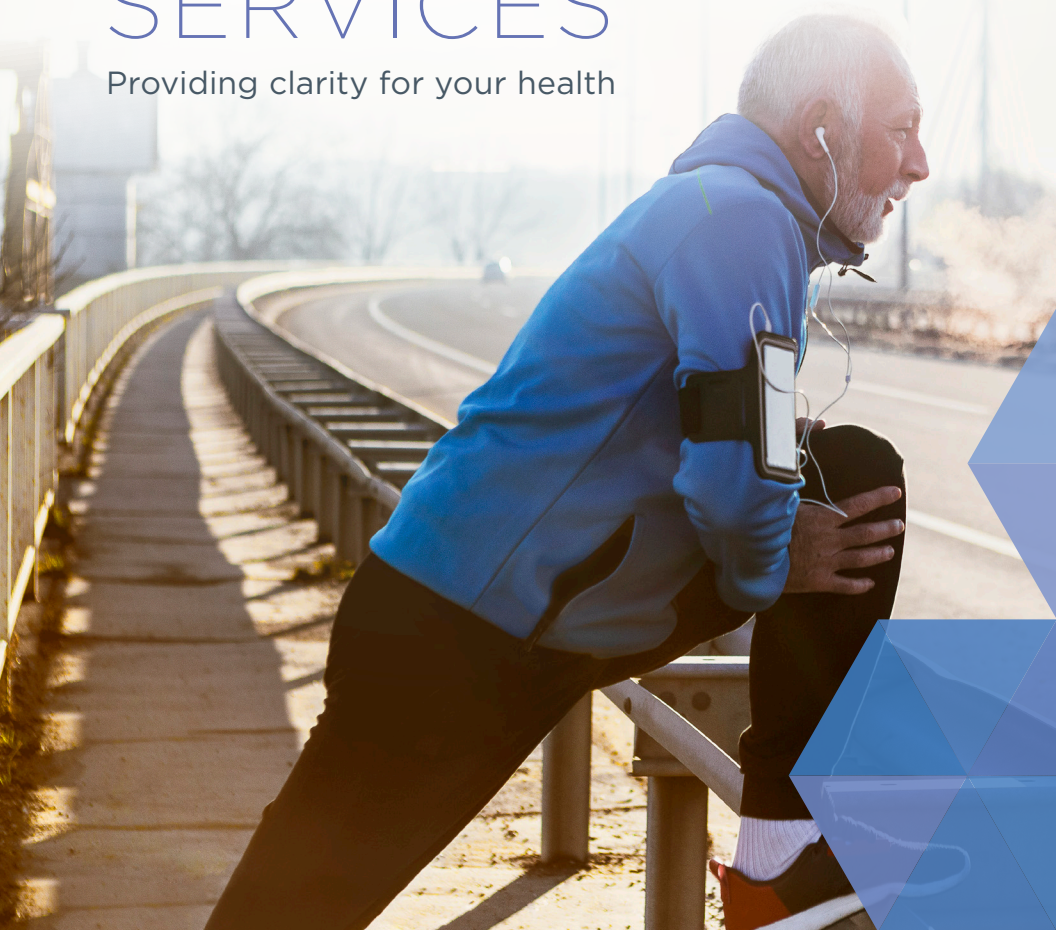


OUR ULTRASOUND SERVICES

Providing clarity for your health



MAYFAIR[®]
DIAGNOSTICS

Tel 403.777.3000
radiology.ca

AT MAYFAIR DIAGNOSTICS,
WE ARE COMMITTED TO
ENSURING YOU RECEIVE
THE BEST CARE.

Our experienced and specially trained sonographers use the most advanced ultrasound imaging technology to provide clearer, more detailed images for a more confident diagnosis.



Ultrasound uses high frequency sound waves to examine organs, tissues, and blood vessels for abnormalities. At Mayfair Diagnostics our ultrasound services include both general and specialized exams.

BREAST ULTRASOUND

Used to assess the breast for abnormalities, a handheld, or automated breast ultrasound, is often requested to examine lumps, areas of pain or tenderness, or in cases of high breast density.*

**Breast density is determined by a mammogram. Extremely high breast density can make a mammogram harder to read and increase cancer risk. A breast ultrasound may be ordered as a supplement to mammography.*

ECHOCARDIOGRAPHY

Used to obtain images of the heart to evaluate heart structure and function.



GENERAL ULTRASOUND

We offer a range of ultrasounds that evaluate the internal organs and other tissues when symptoms of pain, swelling, or abnormal laboratory tests are present.

- An abdominal ultrasound examines the liver,* gallbladder, pancreas, spleen, and kidneys, as well as the larger blood vessels such as the aorta and inferior vena cava.
- A pelvic ultrasound assesses the uterus, ovaries, prostate, and bladder.
- Ultrasound can also be used to examine the thyroid and testicular anatomy.

*LIVER ELASTOGRAPHY

This exam is a type of ultrasound imaging that directs painless low frequency vibrations into the liver to measure how quickly these vibrations move through it and indicate the stiffness of the liver. By measuring this stiffness, elastography can look for disease in the liver.

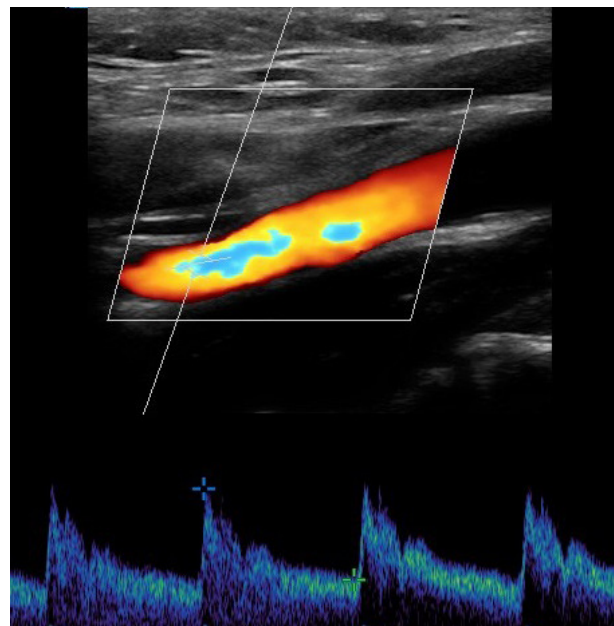
MUSCULOSKELETAL ULTRASOUND

Used to assess the tendons and ligaments that hold muscles and bones in alignment, musculoskeletal (MSK) ultrasound is often requested to examine joint spaces for fluid or inflammation, or determine if tendons or muscles are torn.

OBSTETRICAL ULTRASOUND

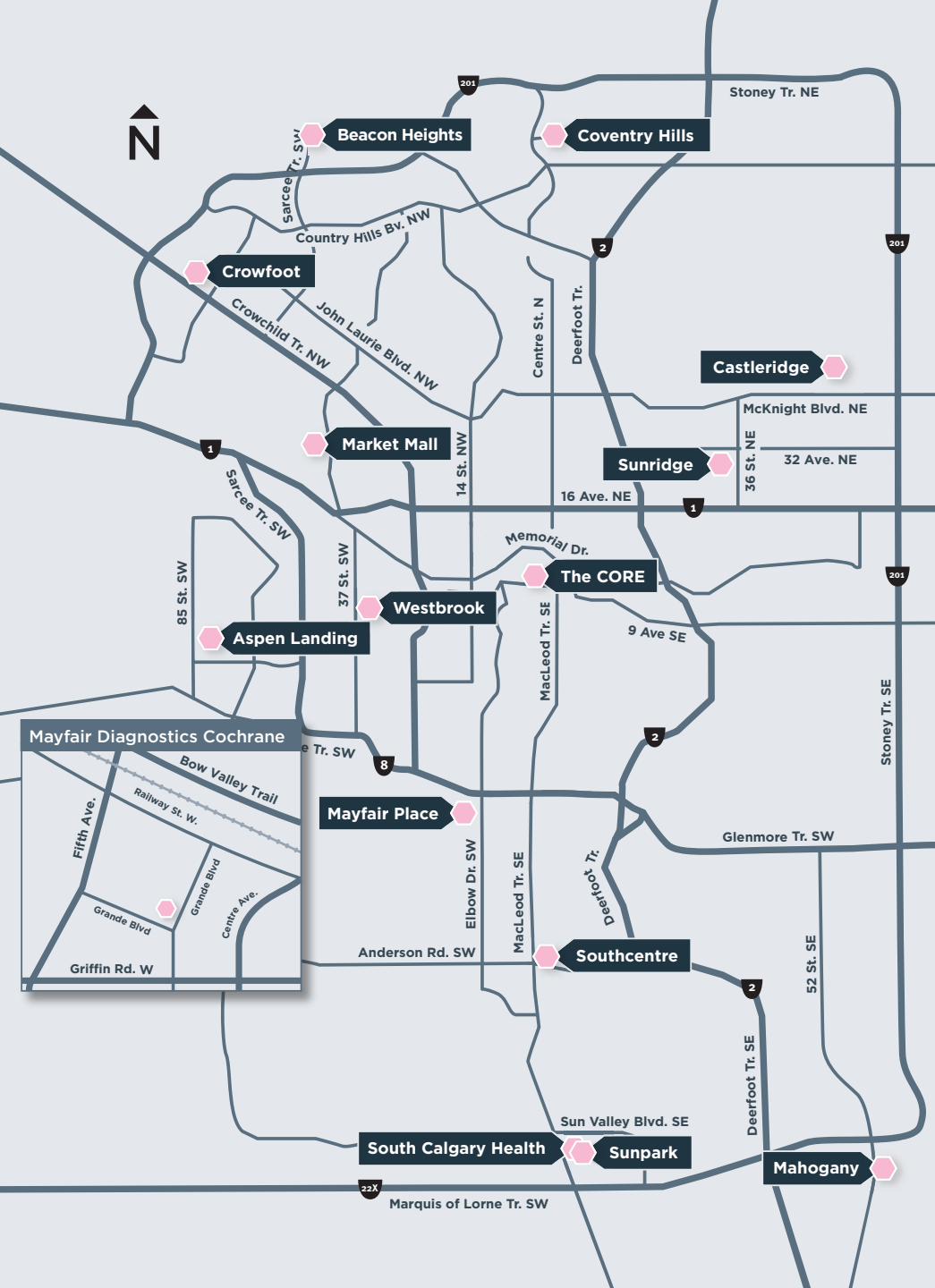
A series of obstetrical ultrasounds at key time periods within a pregnancy are used to determine the presence of an embryo, examine your fetus, look at the position of the placenta, and check on the growth and well-being of your baby.

You can receive your baby images on a complimentary USB. Just ask our receptionists during your visit.



VASCULAR ULTRASOUND

Used to examine the blood flow in your veins and arteries, a vascular ultrasound is often requested to locate and identify blockages and abnormalities, or evaluate the success of procedures that graft or bypass blood vessels.



CALGARY CLINICS

Aspen Landing

105, 339 Aspen Glen Lndg. SW
Bone Mineral Densitometry, Breast Imaging, Ultrasound, X-ray

Beacon Heights Shopping Centre

440, 12024 Sarcee Trl. NW
Bone Mineral Densitometry, Breast Imaging, Ultrasound, X-ray

Castleridge Plaza

20, 55 Castleridge Blvd. NE
Bone Mineral Densitometry, Breast Imaging, Nuclear Medicine Imaging, Pain Management, Ultrasound, X-ray

Coventry Hills Centre

457, 130 Country Village Rd. NE
Bone Mineral Densitometry, Breast Imaging, Ultrasound, X-ray

Crowfoot Business Centre

401, 400 Crowfoot Cres. NW
Bone Mineral Densitometry, Breast Imaging, Ultrasound, X-ray

Mahogany Village Market

230, 3 Mahogany Row SE
Bone Mineral Densitometry, Breast Imaging, Nuclear Medicine Imaging, Pain Management, Ultrasound, X-ray

Market Mall Professional Building

333, 4935 - 40 Ave. NW
Bone Mineral Densitometry, Breast Imaging, Nuclear Medicine Imaging, Pain Management, Ultrasound, X-ray

Mayfair Place

132, 6707 Elbow Dr. SW
Bone Mineral Densitometry, Breast Imaging, Cardiac Imaging, Computed Tomography (CT), Magnetic Resonance Imaging (MRI), Nuclear Medicine Imaging, Pain Management, Ultrasound, X-ray

South Calgary Health Centre

105, 31 Sunpark Plz. SE
X-ray only

Southcentre Mall

177, 100 Anderson Rd. SE
(Lower level, south side, in the Professional Offices)
Bone Mineral Densitometry, Breast Imaging, Ultrasound, NO X-RAY

Sunpark Professional Centre

125, 40 Sunpark Plz. SE
Bone Mineral Densitometry, Breast Imaging, Nuclear Medicine Imaging, Ultrasound, NO X-RAY

Sunridge Plaza

150, 3363 - 26 Ave. NE
Bone Mineral Densitometry, Breast Imaging, Ultrasound, Vascular Lab, X-ray

The CORE Shopping Centre

417, 751 - 3 St. SW
(4th floor in The CORE Medical Centre, next to the food court)
Bone Mineral Densitometry, Breast Imaging, Ultrasound, X-ray

Westbrook Professional Building

200, 1610 - 37 St. SW
Bone Mineral Densitometry, Breast Imaging, Ultrasound, X-ray

COCHRANE CLINIC

Cochrane Grande Plaza

1123, 116 Grande Blvd.
Bone Mineral Densitometry, Breast Imaging, Pain Management, Ultrasound, NO X-RAY

CONTACT US

Please contact us if you have questions, need more information about our services, or want to book an appointment.

Toll Free 1.866.611.2665

Tel 403.777.3000

Fax 403.777.3001

You can book your appointment in over 200 languages. Simply call us and ask for your preferred language.